

# Highly regioselective hydroformylation under mild conditions with new classes of $\pi$ -acceptor ligands

Bernhard Breit

Fachbereich Chemie, Philipps-Universität Marburg, Hans-Meerweinstr., D-35043 Marburg, Germany

The first use of three new classes of  $\pi$ -acceptor ligands in homogeneous catalysis is reported; the corresponding rhodium catalysts combine high regioselectivity with high reactivity on hydroformylation of styrene.

Almost 60 years since the discovery of homogeneous catalytic hydroformylation, the simultaneous control of reactivity and selectivity in the course of this industrially important process is still a major challenge.<sup>1,2</sup> Wilkinson's discovery of phosphine-rhodium complexes as extremely reactive and selective hydroformylation catalysts was a breakthrough.<sup>3</sup> Subsequent studies of this catalyst system led to an understanding of the factors that govern reactivity and selectivity:<sup>4</sup>  $\sigma$ -donor ligands may inhibit the reaction completely, switching to stronger  $\pi$ -acceptor ligands such as phosphites leads to more active and more selective hydroformylation catalysts.<sup>5-7</sup> To be a good  $\pi$ -acceptor ligand, the system should possess either a  $\pi^*$  or a  $\sigma^*$  orbital which is well suited in symmetry and energy to overlap efficiently with occupied transition-metal d orbitals. This holds for  $\lambda^3\sigma^2$  phosphorus compounds, e.g. phosphabenzene **1** and phosphaindolizine **2** (class A),<sup>8</sup> pyrrolyl-substituted phosphines **3** (class B)<sup>9</sup> as well as phosphonium cations **4** (class C).<sup>10</sup>

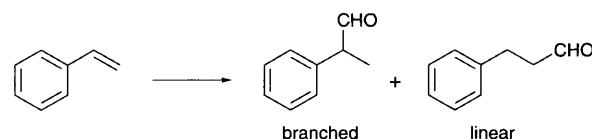
The  $\pi$ -acceptor ability of these systems increases from class A to C and covers electronically the range from phosphites to phosphorus trifluoride.<sup>†</sup> This could have beneficial effects in homogeneous catalysis. We therefore tested these ligands in the hydroformylation of styrene, a potentially useful reaction for the preparation of the anti-inflammatory 2-arylpropionic acids.<sup>11</sup> In this respect regioselectivity favouring the branched aldehyde combined with high reactivity is important.<sup>‡</sup> We report here on the use of representative ligands of classes A, B and C in a highly regioselective hydroformylation of styrene under mild conditions. On the basis of these results we tailored new electronically differentiated bidentate ligands which give hydroformylation catalysts that combine high regioselectivity with high reactivity.

In a first series of experiments, rhodium catalysts with monodentate  $\pi$ -acceptor ligands were investigated. These were

prepared *in situ* (Scheme 1) by reacting  $\text{Rh}(\text{CO})_2(\text{acac})$  with the corresponding monodentate ligand in toluene followed by hydroformylation at ambient temperature (20 °C) employing the conditions indicated (Table 1).

Compared to the  $\text{Rh}-\text{PPh}_3$  reference system<sup>12</sup> the phosphabenzene **1a** and the phosphaindolizine **2** ligands both unexpectedly inhibited hydroformylation completely. However, the introduction of two methyl substituents in *ortho/ortho'* positions of the phosphabenzene system ( $\rightarrow$  **1b**) resulted in a hydroformylation catalyst more than twice as active as the standard  $\text{Rh}-\text{PPh}_3$  system. Similar activating effects have been observed with phosphite ligands, if their steric demand was increased.<sup>5</sup> When the trispyrrolylphosphine **3** was tested as a class B ligand, low conversion and poor regioselectivity resulted (Table 1, entry 6). To examine ligands with maximum  $\pi$ -acceptor ability, we chose the phosphonium cation systems **4a,b**. Although regioselectivity with these systems was excellent (entries 7, 8, 9), catalyst activity was low.

We then attempted to improve the performance of our  $\pi$ -acceptor catalysts. By looking at one of the most selective ligand systems known, Takaya's binaphos, a phosphine-phosphite ligand,<sup>13</sup> two structural features which seem to play an important role in the control of selectivities became apparent: first, a chelating bidentate binding mode, and secondly, an electronic differentiation of the binding sites. Taking this into account we modified the most active of our monodentate ligands, the 2,6-substituted phosphabenzene system. As a first

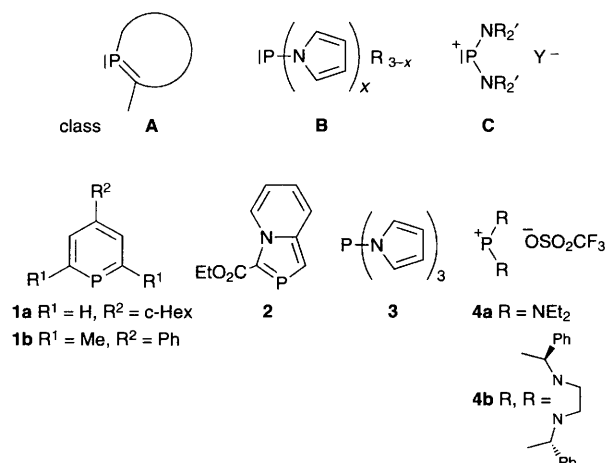


**Scheme 1** Reagents and conditions: 0.357 mol l<sup>-1</sup>  $\text{Rh}(\text{CO})_2(\text{acac})-\text{L}$ ,  $\text{CO}-\text{H}_2$  (1 : 1), 50 bar, 20 °C, 22 h

**Table 1** Regioselective hydroformylation of styrene with novel monodentate  $\pi$ -acceptor ligands<sup>a</sup>

Entry	Ligand	$\chi^b$	Rh:L	Conv. (%) <sup>c</sup>	b:l <sup>c</sup>
1	$\text{PPh}_3$	13	1:20	31	25.8:1
2	<b>1a</b>	23	1:20	—	—
3	<b>1b</b>	23	1:5	51	23.2:1
4	<b>1b</b>	23	1:2	80	26.6:1
5	<b>2</b>	29	1:20	—	—
6	<b>3</b>	36	1:20	8	6:1
7	<b>4a</b>	59	1:2	4	100:—
8	<b>4a</b>	59	1:1	20	31.5:1
9 <sup>d</sup>	<b>4b</b>	59	1:2	10	29.8:1

<sup>a</sup> Reactions were carried out in toluene (0.65 mol l<sup>-1</sup>) in a 200 ml stainless-steel autoclave under an atmosphere of  $\text{H}_2$  and  $\text{CO}$  (1 : 1), 50 bar initial total pressure for 22 h at 20 °C. <sup>b</sup> See footnote †. <sup>c</sup> Conversions and b:l (branched:linear) ratios were determined by GC on a 0.25 mm  $\times$  30 m Supelcowax column with pentadecane as internal standard. In all cases aldehyde selectivity was 100%. <sup>d</sup> No significant ee (>5%) could be detected by oxidizing the crude product with  $\text{KMnO}_4$  to the corresponding carboxylic acids followed by separation of the enantiomers by GC on a  $\beta$ -cyclodextrin column.

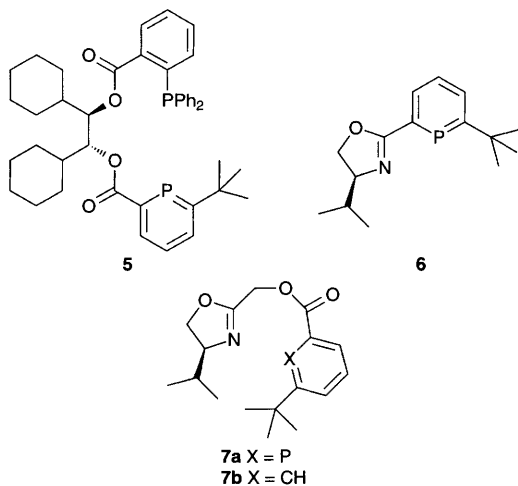


test system we investigated a phosphine–phosphabenzene combination ( $\rightarrow$  5).§

Using exactly the same reaction conditions as for the monodentate ligands (Table 2), system 5 gave 42% conversion (somewhat higher than for the Rh–PPh<sub>3</sub> system) and a good regioselectivity of 21.4:1 (b:l). In order to increase the electronic differentiation of the two coordinating elements, we therefore introduced an oxazoline functionality at the *ortho* position of the phosphabenzene. Two ligands with this combination of strong  $\sigma$ -donor, the oxazoline nitrogen, and the  $\pi$ -acceptor phosphabenzene moiety, were investigated: system 6 capable of forming a five-membered chelate ring and system 7a leading formally to an eight-membered chelate system. While ligand 6 (Table 2, entry 2) did not improve the catalytic properties, the results with ligand 7a were the best. Standard hydroformylation reaction at ambient temperature (20 °C) led to a quantitative conversion of styrene to 2-phenylpropionaldehyde with a regioselectivity of 24.8:1, *i.e.* reactivity more than three times higher than that for the Rh–PPh<sub>3</sub> system, while regioselectivity maintained the same high level.

To clarify the role of the phosphabenzene system in 7a during catalysis, ligand 7b, which lacks the coordinating ability of the phosphabenzene unit, was prepared. Standard experiments with 7b clearly showed a much reduced catalytic activity (only 29% conversion) in comparison to the quantitative conversion with 7a. This indicates the involvement of the phosphabenzene moiety in ligand 7a during rhodium-catalysed hydroformylation of styrene.

In conclusion, we have introduced three novel classes of strong  $\pi$ -acceptor ligands to homogeneous catalysis. Notably, two of these ligands (1b, 7a) containing a phosphabenzene–nucleus showed reactivity more than 3 times higher than that of the standard Rh–PPh<sub>3</sub> system in combination with high regioselectivity on hydroformylation of styrene. Although these improvements might not justify the commercial application of these ligands yet, the results open up a novel direction for the development of more reactive and regioselective hydroformylation catalysts. Further studies to clarify the activity as well as investigations on the limit and scope of these novel classes of  $\pi$ -acceptor ligands in homogeneous catalysis are under way.



**Table 2** Regioselective hydroformylation of styrene with bidentate phosphabenzene ligands<sup>a</sup>

Entry	Ligand	Rh:L	Conv. (%) <sup>b</sup>	b:l <sup>b</sup>
1 <sup>c</sup>	5	1:2	42	21.4:1
2 <sup>c</sup>	6	1:2	5	100:—
3 <sup>c</sup>	7a	1:2	98	24.8:1
4 <sup>c</sup>	7b	1:2	29	46.7:1

<sup>a-c</sup> See footnotes to Table 1.

This work was supported by the Fonds der Chemischen Industrie (Liebig stipend for B. B.) and by the Deutsche Forschungsgemeinschaft (SFB 260). The author thanks Professor R. W. Hoffmann for generous support, Professor C. Elschenbroich and Dipl.-Chem. S. Voss for samples of compounds 1 and BASF AG for a gift of Rh(CO)<sub>2</sub>(acac).

## Footnotes

† All three classes of compounds are known to form  $\sigma$ -transition-metal complexes,<sup>8,10</sup> in particular  $\sigma$ -rhodium complexes are known for class A and B systems.<sup>9,14</sup> A quantitative description of a ligands  $\pi$ -acceptor ability can be made by the electronic parameter  $\chi$  introduced by Tolman.<sup>15</sup> This would require the IR spectral data for the LNi(CO)<sub>3</sub> complexes of the ligands 1, 2 and 3. While these complexes are unknown, their CO stretching frequencies may be estimated from the IR spectra of the known LCr(CO)<sub>5</sub> complexes for 1<sup>16</sup> and 2<sup>17</sup> and a LFe(CO)<sub>4</sub> complex of 4<sup>10</sup> according to ref. 18. For representatives of class A ligands, the phosphabenzene 1 and phosphaindolizines 2,  $\chi$  is determined as 23 and 29, respectively. The  $\pi$ -acceptor ability of these systems therefore should be comparable to that of phosphites. The pyrrolylphosphine-based systems (class B) show enhanced  $\pi$ -acceptor ability with  $\chi = 36$  for 3,<sup>9</sup> which is comparable to that of the P(C<sub>6</sub>F<sub>5</sub>)<sub>3</sub>. The strongest  $\pi$ -acceptor systems are the phosphonium cations (class C) with  $\chi = 59$  for 4, *i.e.* their  $\pi$ -acceptor ability is therefore similar to that of PCl<sub>3</sub> ( $\chi = 55$ ).

‡ The most active catalyst known for hydroformylation of styrene is a phosphanorbornadiene–Rh-system reported by Neibecker and Réau.<sup>12</sup> The high reactivity however compromises the regioselectivity, which decreased in the above-mentioned reaction to 11:1 (b:l) in comparison to the second most active Rh–PPh<sub>3</sub> system (25.8:1).

§ As a key step in the preparation of the new phosphabenzene ligands 5, 6 and 7a, thermal reaction of the corresponding  $\alpha$ -pyrone with *tert*-butylphosphaalkyne, a method developed by Rösch and Regitz,<sup>19</sup> was used. Comprehensive ligand synthesis will be reported elsewhere.

## References

- K. Weissermel and H.-J. Arpe, *Industrielle Organische Chemie*, VCH, Weinheim, 1988, pp. 133–148.
- J. K. Stille, in *Comprehensive Organic Synthesis*, ed. B. M. Trost and I. Fleming, Pergamon, Oxford, 1991, vol. 4, pp. 913–950.
- D. Evans, J. A. Osborn and G. Wilkinson, *J. Chem. Soc. A*, 1968, 3133.
- J. A. Moulijn, P. W. N. M. van Leeuwen and R. A. van Santen, *Catalysis—An Integrated Approach to Homogeneous, Heterogeneous and Industrial Catalysis*, Elsevier, Amsterdam, 1995, pp. 199–248.
- P. W. N. M. van Leeuwen and C. F. Roobeck, *J. Organomet. Chem.*, 1983, **258**, 343.
- J. D. Unruh and J. R. Christenson, *J. Mol. Catal.*, 1982, **14**, 19; A. S. C. Chan, C.-C. Pai, T.-K. Yang and S.-M. Chen, *J. Chem. Soc., Chem. Commun.*, 1995, 2031.
- T. V. RajanBabu and T. A. Ayers, *Tetrahedron Lett.*, 1994, **35**, 4295.
- The formation of Ni( $\eta^1$ -PC<sub>5</sub>H<sub>5</sub>)<sub>4</sub> clearly demonstrates the ability of a phosphabenzene to function as a  $\pi$ -acceptor-ligand: C. Elschenbroich, Nowotny, A. Behrendt, W. Massa and S. Wocadlo, *Angew. Chem., Int. Ed. Engl.*, 1992, **31**, 1343.
- K. G. Moloy and J. L. Petersen, *J. Am. Chem. Soc.*, 1995, **117**, 7696.
- A. H. Cowley, R. A. Kemp and J. C. Wilburn, *Inorg. Chem.*, 1981, **20**, 4289; for a review on phosphonium cations, see: M. Sanchez, M.-R. Mazieres, L. Lamandé and R. Wolf, in *Multiple Bonds and Low Coordination in Phosphorus Chemistry*, ed. M. Regitz and O. J. Scherer, Thieme, Stuttgart, 1990, pp. 129–148.
- G. Parrinello and J. K. Stille, *J. Am. Chem. Soc.*, 1987, **109**, 7122; J. K. Stille, H. Su, P. Brechot, G. Parrinello and L. S. Hegeudus, *Organometallics*, 1991, **10**, 1183.
- D. Neibecker and R. Réau, *Angew. Chem., Int. Ed. Engl.*, 1989, **28**, 500.
- N. Sakai, S. Mano, K. Nozaki and H. Takaya, *J. Am. Chem. Soc.*, 1993, **115**, 7033.
- M. Fraser, D. G. Holah, A. N. Hughes and B. C. Hui, *J. Heterocycl. Chem.*, 1972, **9**, 1457.
- C. A. Tolman, *Chem. Rev.*, 1977, **77**, 313.
- J. Deberitz and H. Nöth, *J. Organomet. Chem.*, 1973, **49**, 453.
- R. K. Bansal, K. Karaghiosoff, N. Gupta, A. Schmidpeter and C. Spindler, *Chem. Ber.*, 1991, **124**, 475.
- W. Strohmeier and F.-J. Müller, *Chem. Ber.*, 1967, **100**, 2812.
- W. Rösch and M. Regitz, *Z. Naturforsch., Teil B*, 1986, **41**, 931.

Received, 12th April 1996; Com. 6/04631B